



Spare Parts Catalogue Truck



PICTURE	SEITLEN	PART NO.	DESCRIPTION	APPLICATION
	0015457714	0015457714	PRESSURE SWITCH	MAN
	0012953006	0012953006	CLUTCH MASTER CYLINDER	MAN
	0012956006	0012956006	CLUTCH MASTER CYLINDER	MAN
	542002210	542002210	STEERING PUMP	MAN
	81471016184	81471016184	STEERING PUMP	MAN
	81437026004	81437026004	SHOCK ABSORBER	MAN
	81417226012	81417226012	SHOCK ABSORBER	MAN
	81417226060	81417226060	SHOCK ABSORBER	MAN











PICTURE	SEITLEN	PART NO.	DESCRIPTION	APPLICATION
	81417226061	81417226061	SHOCK ABSORBER	MAN
	20.221.19495.02	KBL19495.1 -1575	BRAKE LINING, 18.30 MM	MAN
	81508206044	81508206044	BRAKE PAD	MAN
	81508206065	81508206065	BRAKE PAD	MAN
	81508206052	81508206052	BRAKE PAD	MAN
	81508030040	81508030040	BRAKE DISC	MAN
	81508030041	81508030041	BRAKE DISC	MAN
	3464201738	3464201738	SLACK ADJUSTER	MAN



PICTURE	SEITLEN	PART NO.	DESCRIPTION	APPLICATION
	9424200438	9424200438	SLACK ADJUSTER AUTOMATIC, LEFT	MAN
	9253213000	9253213000	BRAKE CHAMBER T24/24DP	MAN
	9253223100	9253223100	BRAKE CHAMBER T30/30DP	MAN
	9253226110	9253226110	BRAKE CHAMBER T30/24DP	MAN
	9254221220	9254221220	BRAKE CHAMBER T30/30DP WITH ADAPTOR	MAN
	9254800000	9254800000	BRAKE CHAMBER T20/24DP DISC	MAN
	9254217500	9254217500	BRAKE CHAMBER T24/24DP WITH ADAPTOR	MAN
	9254217510	9254217510	BRAKE CHAMBER T24/24DP WITH ADAPTOR	MAN



PICTURE	SEITLEN	PART NO.	DESCRIPTION	APPLICATION
	9254221200	9254221200	BRAKE CHAMBER T30/30DP WITH ADAPTOR	MAN
	9254914300	9254914300	BRAKE CHAMBER T24/30DP WITH ADAPTOR	MAN
	4231059000	4231059000	BRAKE CHAMBER T20	MAN
	4231069000	4231069000	BRAKE CHAMBER T24	MAN
	32019X	32019X	WHEEL BEARING	MAN
	20.234.53456.50	534565	WHEEL BEARING	MAN
	191810	191810	WHEEL BEARING	MAN
	20.234.33022.00	33022	WHEEL BEARING	MAN

